

AMERICAN HERITAGE
SCHOOL & FAMILY EDUCATION CENTER

Intake Academic Assessment Summary

Student Name _____ Age _____ Grade Level (Current) _____ Date _____

Teacher Conducting Assessment _____ Administration Review _____

<i>Subject Assessed</i>	<i>Time Allocation</i>	<i>Score</i>	<i>Notes</i>
Math Facts			
Addition			
Subtraction			
Multiplication			
Division			
Math Concepts			
Reading Comprehension			
Word Decoding			
Spelling			
Orthography			
Composition			

Recommendations: _____

Note to Parents: The results of this Intake Academic Assessment are based upon performance standards and expectations of American Heritage School students for the age or grade level indicated above. This assessment is intended to measure current performance only and is used as one of various considerations in the School's intake process to make admission and grade level placement decisions. Thank you for your interest in American Heritage School. Our mission is to serve you in developing the hearts, minds, and bodies of your children as we strive together to magnify the divine potential of students and families.

1. Divide 900 by 24 and write the quotient as a decimal number.

2. $4\frac{1}{4} - \left(2\frac{1}{2} + 1\frac{2}{3}\right)$

3. $3\frac{1}{3} \times \left(5 + 1\frac{2}{3}\right)$

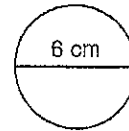
4. $(0.4 + 0.25) - (0.4 \times 0.25)$

5. $0.2 \div (1 + 0.2)$

6. Complete the proportion: $\frac{15}{y} = \frac{9}{15}$

7. $\sqrt{100} + 10^2$

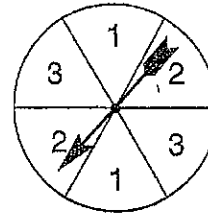
8. What is the area of the circle? (Use $\pi = 3.14$.)



9. What is the circumference of the circle? (Use $\pi = 3.14$.)

10. What is the value of y in $y = ab + c$ when $a = 3$, $b = 4$, and $c = 5$?

11. What is the probability that the spinner will stop on 2?



12. How much money is 4% of \$300?

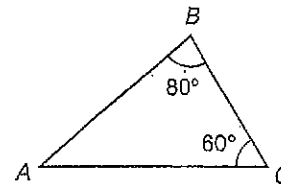
13. Forty is 50% of what number?

14. (a) $-8 + 4$ (b) $-8 - (-4)$

15. (a) $(-8)(4)$ (b) $-8 \div (-4)$

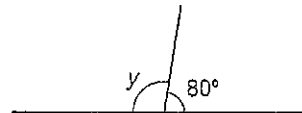
16. What is the measure of angle A in triangle ABC ?

Roman Numeral	Arabic Numeral
CIX	(a)
(b)	326

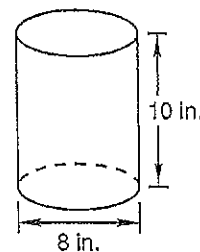


18. What is the measure of angle y ?

19. If each edge of a cube is 5 cm long, then what is the surface area of the cube?



20. What is the volume of the cylinder? (Use $\pi = 3.14$.)



The city of Venice in Italy is built on thousands of tiny islands. They are connected by a network of bridges. Because all the streets are water, all the vehicles in Venice are boats. The Grand Canal, the main thoroughfare, is as wide as a highway and full of floating traffic. The Ponte di Rialto spans across it. Along this ancient bridge are shops. Merchants have sold trinkets and treasures here for hundreds of years. Another bridge, built between a courthouse and a jail, is called the Bridge of Sighs. Here, prisoners condemned to death caught their last glimpse of their beautiful city.

1. Venice is Ⓐ an Italian island Ⓑ a network of highways Ⓒ an inland city Ⓓ built on thousands of islands
2. To get around Venice, you must Ⓐ take a train Ⓑ take a motorcycle Ⓒ take a boat Ⓓ bicycle
3. The main waterway in the city is Ⓐ never crowded Ⓑ wide and busy Ⓒ called the Ponte di Rialto Ⓓ full of treasures
4. The Ponte di Rialto Ⓐ is a body of water Ⓑ is a very old bridge Ⓒ spans a highway Ⓓ is a boat
5. On the Ponte di Rialto, you can buy Ⓐ boats Ⓑ pizza Ⓒ trinkets Ⓓ signs
6. The other bridge mentioned Ⓐ is also on the Grand Canal Ⓑ is called the Bridge of Unhappiness Ⓒ has merchants and shops Ⓓ is built between a courthouse and a jail
7. It's called the Bridge of Sighs because Ⓐ of the sorrow of those who crossed it Ⓑ that's the sound the water makes Ⓒ no one likes it Ⓓ it is so old
8. To get to school, children in Venice probably Ⓐ span the canal Ⓑ take a school boat Ⓒ go on the main thoroughfare Ⓓ go on the Ponte di Rialto

No. right	1	2	3	4	5	6	7	8
G score	3.3	3.8	4.6	5.5	6.3	7.3	8.2	9.5

1. **Improper and uncomfortable seating arrangements** in classrooms probably cause a large number of inattention and hyperactivity problems. The chair should be *ergonomically* correct to support the child's back and general posture. Schools should give as much attention to the physical needs of children in a classroom as large corporations do for their employees. This is for productivity, comfort and safety.



2. **Though sitting and lounging about on the floor, or in beanbag chairs, bathtubs, etc.,** has become quite popular in some classrooms, we do not think it affords the comfort or physical ease needed for accurate writing and spelling. The sketches below show correct seating for this method to work as prescribed.

B. Prepare to teach letter strokes beginning in the next section.

1. **Have students clear all materials from the desk top** except name tag, dotted-line paper and a No. 2, six-sided, black lead pencil.
2. **Desks are already adjusted for proper height for each student's feet to be flat on the floor,** spines straight against the back rest, head held high and arm position as shown in the pictures below for left and right-handed students.
 - a. **A student's head should not be allowed to fall forward** because this causes strain on the back and neck muscles.
 - b. **Both arms should rest comfortably on the desk;** elbows should be just off the edge.
 - c. **The body should not touch the front edge of the desk.** This causes a tendency to lean on the desk, which places strain on the neck and shoulder muscles.

Left-handed writing and sitting position



Right-handed writing and sitting position



Name: _____

Date: _____

Orthography

Directions: Trace and repeat the patterns below.

llll _____ eeee _____

^{2'} ^{2'} ^{2'} ^{2'} _____ oooo _____

rrr _____ sss _____

mmmm _____

Directions: Copy the letters in the space provided.

A _____ B _____ C _____ D _____ E _____

F _____ G _____ H _____ I _____ J _____

K _____ L _____ M _____ N _____ O _____

P _____ Q _____ R _____ S _____ T _____

U _____ V _____ W _____ X _____

Y _____ Z _____

a _____ b _____ c _____ d _____ e _____

f _____ g _____ h _____ ^{2'} i _____ ^{2'} j _____

k _____ l _____ m _____ n _____ o _____

p _____ q _____ r _____ s _____ ^{2'} t _____

Orthography Practice

Directions: Trace and repeat the patterns below.

llll _____

eeee _____

^{2'} ^{2'} ^{2'} ^{2'}
nnnn _____

mmmm _____

oooo _____

rrrr _____

ssss _____

Directions: Copy the letters in the space provided.

a _____ b _____ c _____ d _____ e _____

f _____ g _____ h _____ ^{2'}i _____ ^{2'}j _____

k _____ l _____ m _____ n _____

o _____ p _____ q _____ r _____ s _____

^{2'}t _____ u _____ v _____ w _____

^{2'}x _____ y _____ z _____

Practice Sheet

A a

B b

C c

D d

E e

F f

G g

H h

I i

J j

K k

L l

M m

N n

O o

P p

Q q

R r

S s

T t

U u

V v

W w

X x

Y y

Z z

w _____ w _____ w _____ w² _____

ry _____ z _____

Directions: Copy the following quote on the lines provided. The prophet Heber J. Grant was fond of this saying.

"That which we persist in doing becomes easier for us to do, not that the nature of the thing itself is changed, but our power to do is increased."

- Ralph Waldo Emerson